



NEW POLL: American Farmers Sound the Alarm on Input Costs, Iran War and a Federal Government They Say Doesn't Understand Them

Latest farmer political sentiment poll of the cycle finds 78% of producers cite input costs as a top challenge, 94% say the war with Iran is raising fuel and fertilizer costs, and nearly four in ten farmers — including 15% who always vote Republican and 35% usually Republicans — are considering switching their vote in 2026

WASHINGTON, May 18, 2026 — A new poll commissioned by [Amato Advisors](#) and conducted by Farm Journal finds that American farmers — an overwhelmingly Republican-leaning constituency — are sending Washington a clear distress signal on the cost of farming, tariff damage, Iran War and a federal government they say does not understand the realities of life on a farm.

The Farmer & Rancher Policy Sentiment Survey, fielded in April 2026, surveyed 974 farmers and ranchers across 44 states. The findings reveal a producer base in deep economic strain and high political motivation heading into the 2026 midterm election.

Big Takeaways

- About four-in-10 farmers say they are either considering voting for a different party or are unsure who they will vote for.
- Farmers overwhelmingly point to input costs (i.e. fertilizer, fuel, seed, chemicals, etc.) as the biggest challenge for their operations.
- Almost all farmers – 94% – say the Iran War will impact their business by raising fertilizer costs, fuel costs, or both.
- About a quarter of farmers rank the current administration as most responsible for the challenges facing agriculture today (24%) – the highest of any tested group – and over half say federal policies have hurt their farm in the past year (55%).
- Many farmers have a pessimistic view of politics and politicians, seeing elected officials as out of touch and the major parties as unable to effectively address agricultural issues.

Who Can Be Moved?

Farmers today are an overwhelmingly Republican-leaning bloc: in a recent survey of 974 farmers across 44 states [commissioned by Amato Advisors](#) and conducted by Farm Journal, when asked to describe their voting pattern, **six-in-10 of surveyed farmers said they either “always” (30%) or “usually” (29%) vote for the Republican candidates (59% total).** Three-in-10 say their vote depends on the candidate or the issues (31%), and just 6% say they either usually or always vote for a Democratic candidate.

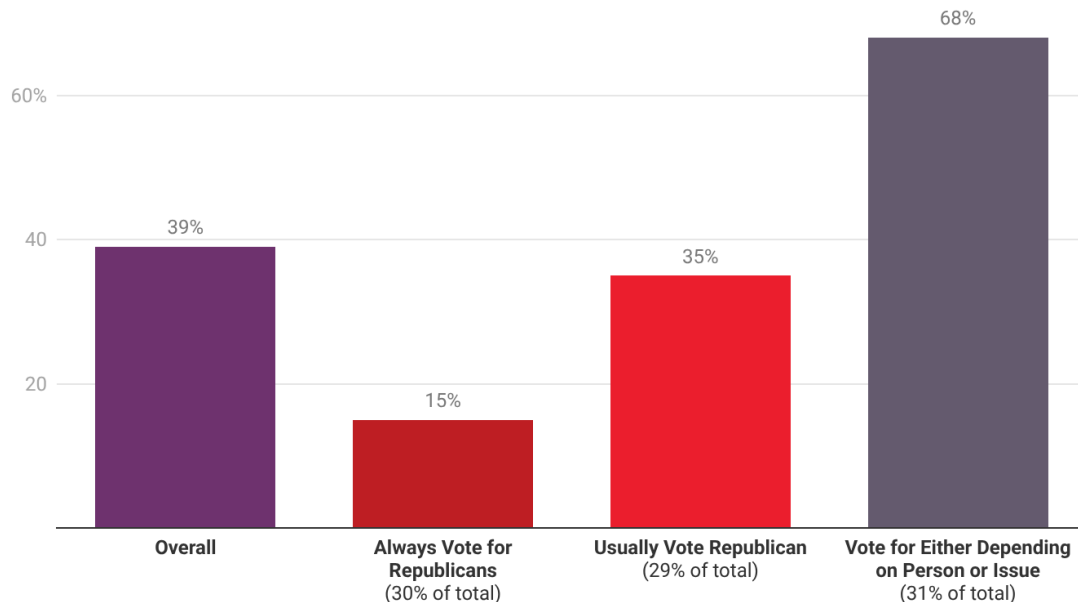
Despite the heavy Republican lean, there is clear room for persuasion. Persuadable farmers are defined as anyone who says they are either “considering voting for a different party,” “considering voting independent or third-party,” “considering not voting,” or are “not sure yet.” **Farmers split into three voting groups** that together make up about nine-in-10 survey respondents:

- **Reliable Republicans** (“always” vote Republican): 15% within this group are persuadable farmers.
- **Firmly Republican** (“usually” vote Republican): 35% within this group are persuadable farmers.
- **Person and Issue Voters** (vote “for either party depending on the person or issue”): 68% within this group are persuadable farmers.

Overall, nearly four-in-10 farmers surveyed can be classified as persuadable farmers (39%).

Significant Numbers of Farmers Are Still Considering How They Will Vote

% of the three largest groups by reported voting tendency who say they either “considering voting for a different party,” “considering voting independent or third-party,” “considering not voting” or are “not sure yet.”



The Issues: Input Costs, Tariffs, and More

Farmers do not feel that their elected officials understand what they go through. **Over seven-in-10 farmers say elected officials do not well understand the realities farmers face (73%).**

Farmers Do Not Think Elected Officials Understand The Realities of Farming

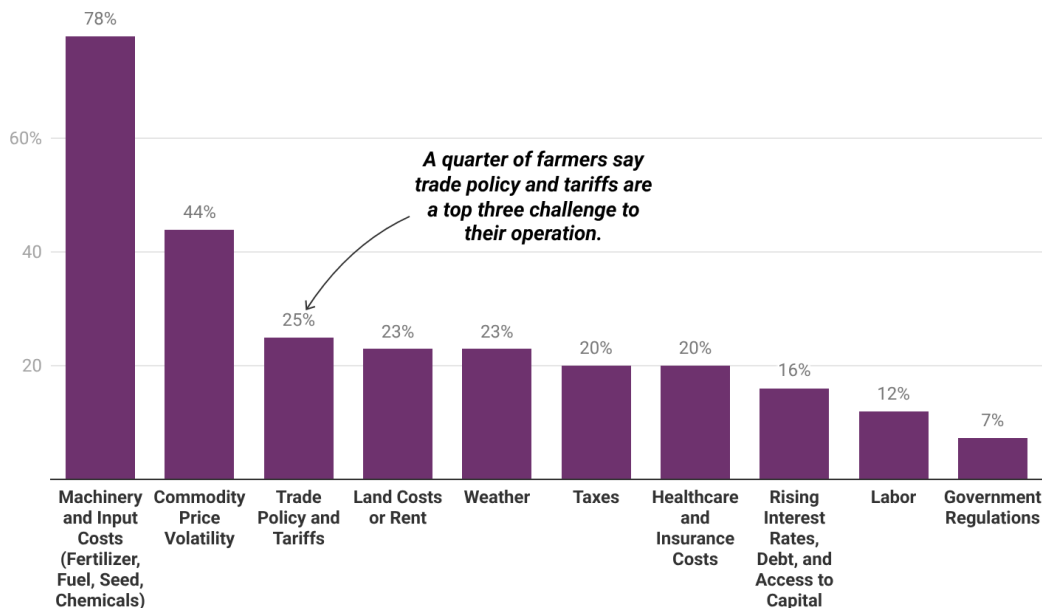
How well do you feel your elected officials understand the realities farmers face?



What are these realities? **Overwhelmingly, machinery and input costs like fertilizer and fuel emerge as the key challenge.** When asked to select the three greatest challenges to their operation from a list of potential concerns, **nearly eight-in-10 farmers point to machinery and input costs in their top three (78%).** This was 34% higher than the second most selected challenge, commodity price volatility, and 54% higher than trade policy and tariffs.

Nearly Eight-in-10 Farmers Identify Machinery and Input Costs as a Top Three Challenge to Their Operation

Which of the following are currently presenting the greatest challenges to your farming operation? Select up to three.

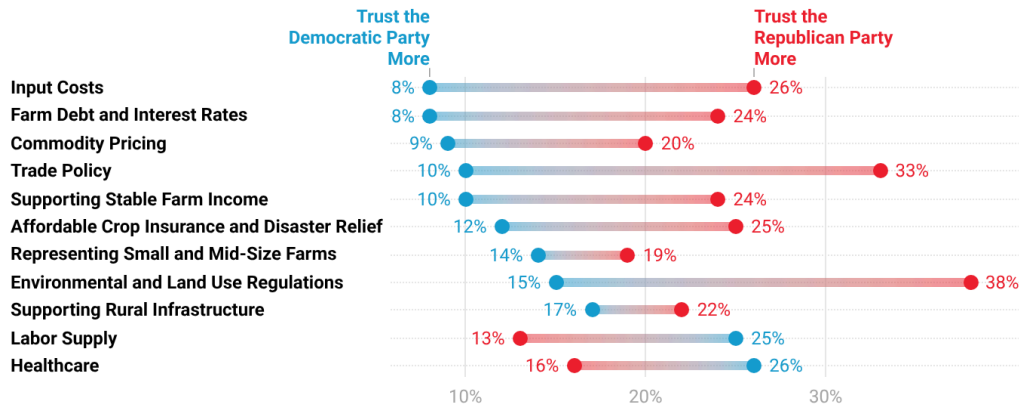


Who do farmers trust?

Unsurprisingly for a largely Republican-leaning group, persuadable farmers tend to trust Republicans more than Democrats to handle a variety of issues. For example, on the key issue of input costs, the Republican Party currently holds an 18-point lead in trust. The Democratic Party leads on a few key issues, including ensuring an adequate supply of farm labor (+12 Democrats) and improving healthcare affordability and access (+10 Democrats).

Persuadable Farmers Generally Trust Republicans More, Though Democrats Lead on a Few Key Issues

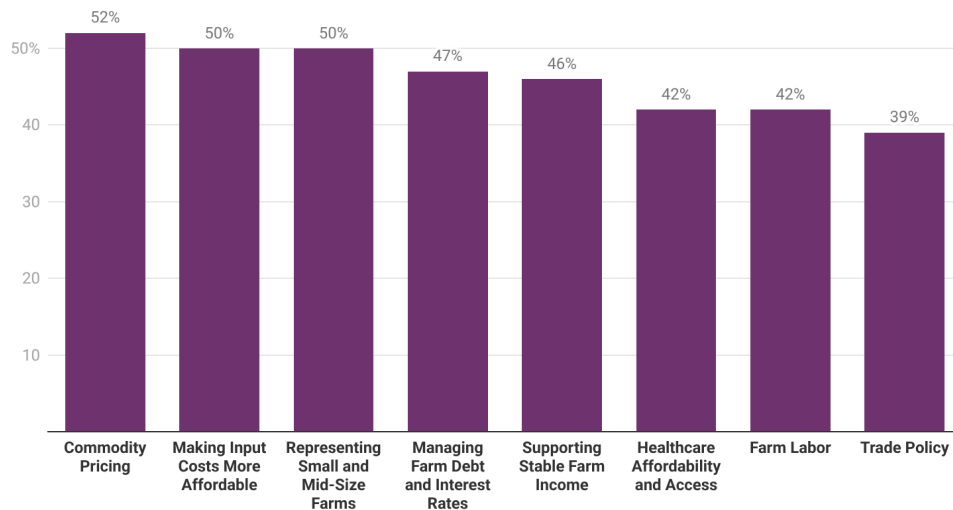
Thinking about [LISTED ISSUE], which party do you trust to handle it effectively for farmers and farming communities?



However, a significant portion of persuadable farmers say they trust neither party to handle a variety of critical issues. This includes around half of persuadable farmers on farmers' two biggest challenges, input costs (50%) and commodity prices (52%).

Around Forty to Fifty Percent of Persuadable Farmers Trust Neither Party to Handle Critical Issues

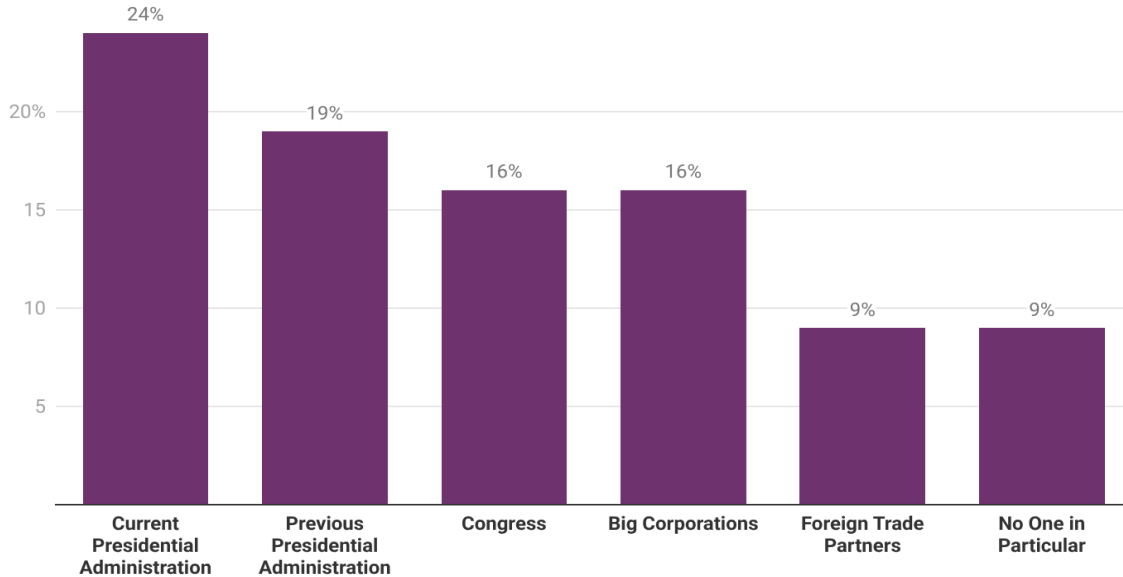
% of persuadable farmers who say they trust neither party to handle an issue for farmers and farming communities.



When presented with a list of potential groups or people to blame for the challenges facing agriculture today, **nearly a quarter of farmers say the Trump administration is most responsible (24%).** This was the highest of any tested group.

Farmers Rank the Current Presidential Administration as Most Responsible for Challenges Facing Agriculture Today

Thinking about the challenges facing agriculture today, who do you believe is most responsible?



Farmers largely see the federal government as hurting, not helping, farming operations. **Over half of farmers say federal government policies have had a negative effect on their operation over the last year (55%),** including 22% who say it has had a “significant” negative effect. About one-in-five say federal government policies had a positive effect.

Farmers See Federal Government Policies as Negatively Affecting Their Operation

How would you describe the effect of federal government policies on your farming operation over the past year?

